



Submittal Form

| | |
|---------------|--|
| Project Name: | |
| Location: | |
| Engineer: | |
| Submitted to: | |
| Submitted by: | |
| Reference: | |

| | |
|---------------|--|
| Approval: | |
| Date: | |
| Construction: | |
| Unit #: | |
| Drawing #: | |
| | |

| MODEL # | |
|-----------------|--------------|
| INDOOR: | MEHSU-24CHF2 |
| OUTDOOR: | MCHSU-24PHH2 |



ELECTRICAL

| | | |
|--------------------------|---------|--------------|
| Power supply | Ph-V-Hz | 1-208/230-60 |
| Minimum Circuit Ampacity | A | 20 |
| Maximum Fuse Size | A | 30 |

COOLING

| | | |
|---------------|-------|-------------------|
| Capacity | Btu/h | 24000(9510-28500) |
| Input | W | 2087 |
| Rated current | A | 9.1 |
| EER | Btu/w | 11.5 |
| SEER | Btu/w | 20 |

HEATING

| | | |
|---------------------------------------|-------|--------------------|
| Capacity | Btu/h | 24000(10950-32800) |
| Input | W | 1851 |
| Rated current | A | 8.0 |
| COP | A | 3.8 |
| HSPF | W/W | 11.5 |
| Low temperature heating capacity (5f) | Btu/h | 24000 |

COMPRESSOR

| | | |
|------------------------|----|--------------|
| Model | | ATF235D22UMT |
| Type | | ROTARY |
| Brand | | GMCC |
| Input | W | 120 |
| Rated Current (RLA) | A | 0.5 |
| Refrigerant Oil/Charge | ml | POE VG74/670 |

SYSTEM DATA

| | | |
|------------------------------|--------|--------------|
| Design pressure | MPa | 550/340 PSIG |
| Refrigerant | oz | R410A/91.7 |
| Refrigerant precharge | ft | 25 |
| Additional charge per ft. | oz | 0.161 |
| Liquid | mm(in) | 6.35(3/8") |
| Gas | mm(in) | 9.52(5/8") |
| Max. refrigerant pipe length | ft. | 164 |
| Max difference in level | ft. | 82 |

INDOOR UNIT DATA

| | | |
|-------------------------------|-------|------------------|
| Indoor fan | | MEHSU-24CHF2 |
| Model | | ZKFW-55-8-1 |
| Brand | | WELLING |
| Input | W | 55 |
| RLA | A | 2 |
| Speed(Hi/Mi/Lo) | r/min | (1350/1260/1120) |
| Indoor air flow (Hi/Mi/Lo) | CFM | (746/696/618) |
| Indoor noise level (Hi/Mi/Lo) | dB(A) | (52/50/46) |

INDOOR UNIT DIMENSIONS

| | | |
|-------------------|------|---------------------|
| Dimension(WxDxH) | inch | (42.05x26.57x9.25) |
| Packaging (WxDxH) | inch | (45.08x29.72x12.32) |
| Net/Gross weight | lbs. | 58.42/69.23 |

OUTDOOR UNIT DATA

| | | |
|---------------------|-------|--------------|
| Outdoor fan | | MCHSU-24PHH2 |
| Model | | ZKFN-120-8-2 |
| Brand | | WELLING |
| Input | W | 120 |
| RLA | A | 0.5 |
| Speed | r/min | 810 |
| Outdoor air flow | CFM | 2354 |
| Outdoor noise level | dB(A) | 61 |

OUTDOOR UNIT DIMENSIONS

| | | |
|-------------------|------|---------------------|
| Dimension(WxDxH) | inch | (37.2x16.5x31.9) |
| Packaging (WxDxH) | inch | (42.91x19.69x34.45) |
| Net/Gross weight | lbs. | 141.1/153.2 |

OPERATION TEMPERATURE

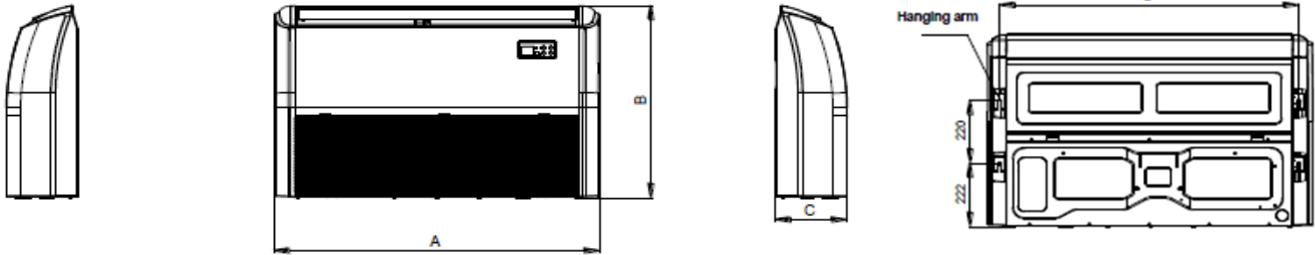
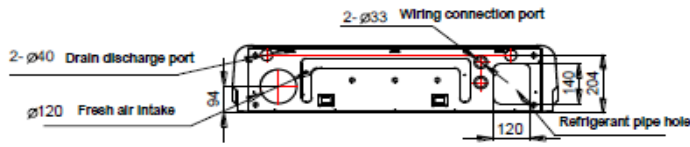
| | | |
|--------------------------|--------|------------------|
| Indoor(cooling/ heating) | Deg. F | (62-90/32-86) |
| Outdoor(cooling/heating) | Deg. F | (-22-122/-22-86) |

ACCESSORIES

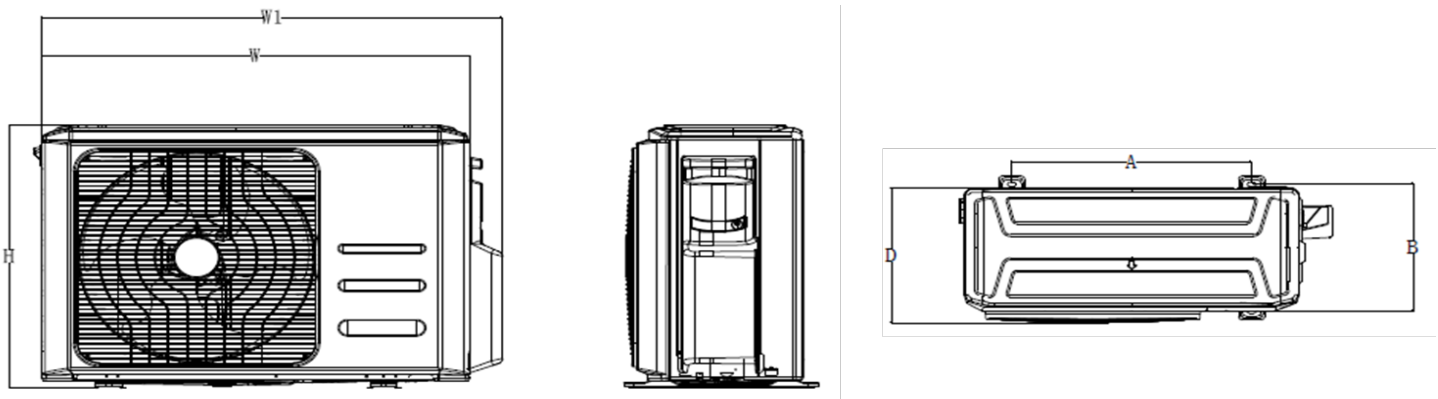
| | | |
|------------------|---------|--------------------|
| Wired Control | Model # | 120G2 |
| Installation Kit | Model # | Installation Kit 3 |
| Piping Kit | Model # | PJX-3 |

Midea America Corp.

5 Sylvan Way, Parsippany, NJ 07054
 P: (973) 539-5330 - F: (973) 539-5336
www.midea.com/us



| Dimensions | Width | Depth | Height |
|------------|---------|--------|--------|
| Inches | 42 1/16 | 26 5/8 | 9 1/4 |



| Dimensions | Width | Width 1 | Depth | Height | A | B |
|------------|--------|---------|--------|--------|--------|--------|
| Inches | 37 1/5 | 40 3/5 | 16 1/2 | 31 7/8 | 26 1/2 | 15 7/8 |